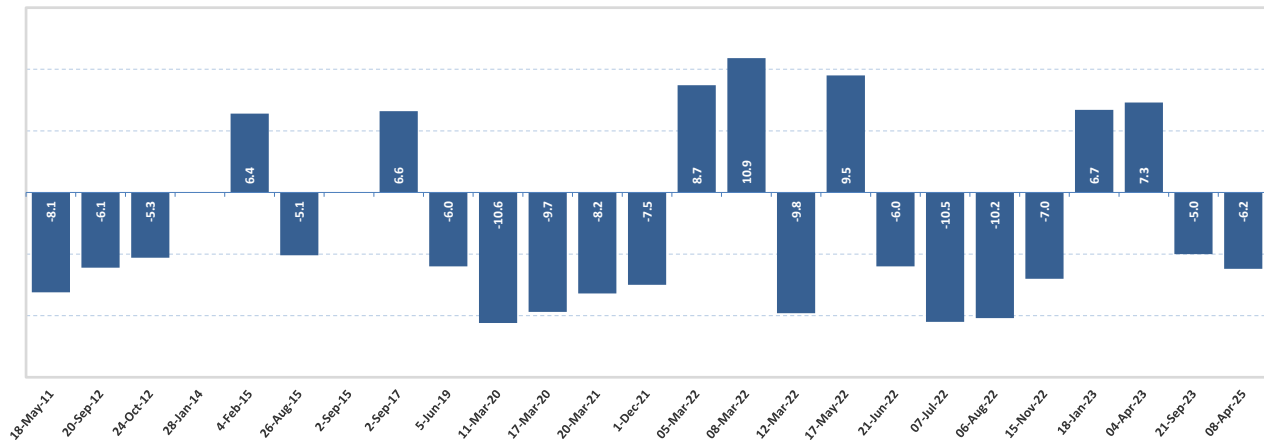


**Petroleum Product Pricing**

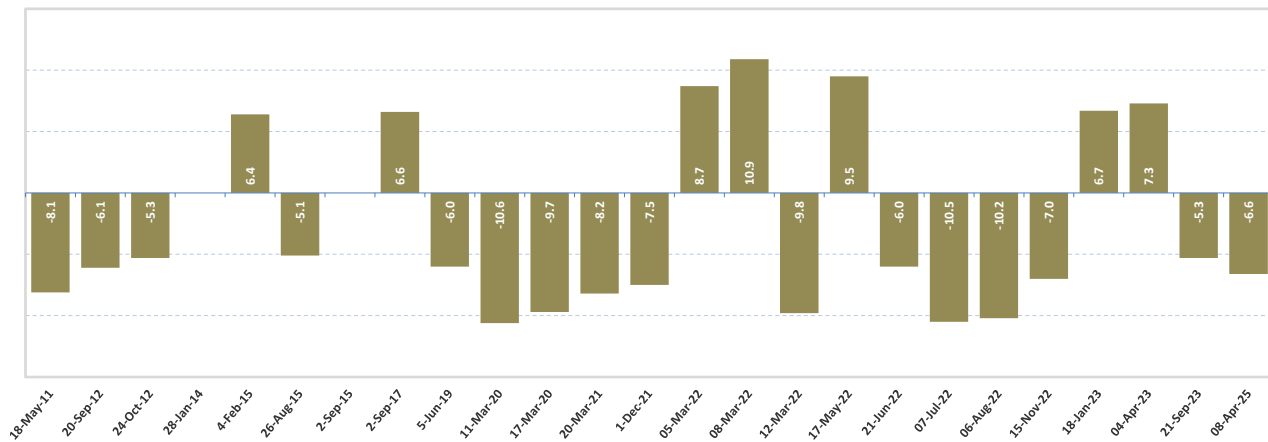
**Breakdown of the use of the "Interrupter" by the Board**

The following chart shows when the Board invoked the interrupter, what product was interrupted, and the magnitude and direction of the interruption.

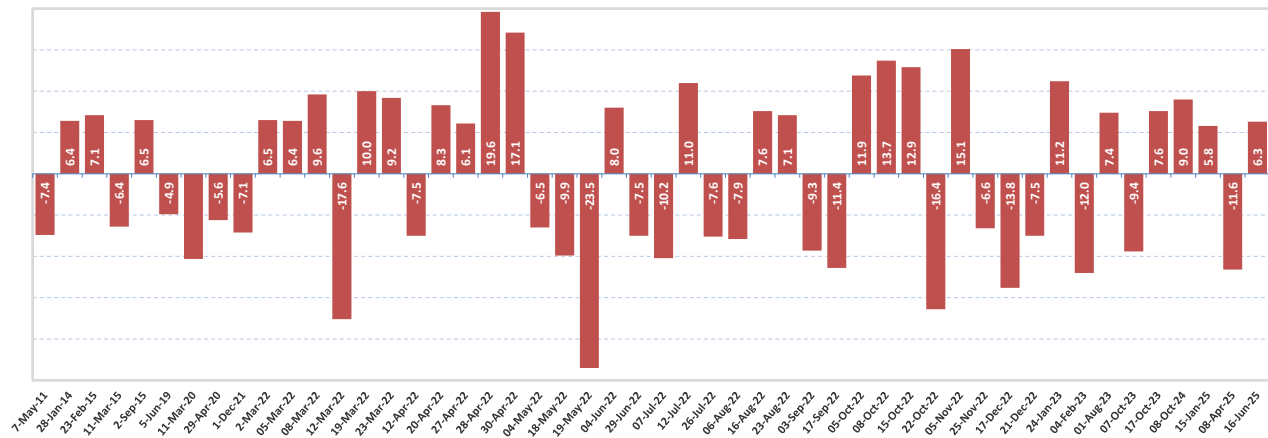
**Regular (Grade 1) Gasoline**



**Premium (Grade 3) Gasoline**



**Diesel**



Regular Gasoline	
Date	Change
Apr, 8-25	Down 6.2 cents
Sep, 21-23	Down 5.0 cents
Apr, 4-23	Up 7.3 cents
Feb, 4-23	Down 12.0 cents
Jan, 24-23	Up 11.2 cents
Jan, 18-23	Up 6.7 cents
Nov, 15-22	Down 7 cents
Aug, 6-22	Down 10.2 cents
Jul, 7-22	Down 10.5 cents
Jun, 21-22	Down 6.0 cents
May, 17-22	Up 9.5 cents
Mar, 12-22	Down 9.8 cents
Mar, 8-22	Up 10.9 cents
Mar, 5-22	Up 8.7 cents
Dec, 1-21	Down 7.5 cents
Mar, 20-21	Down 8.2 cents
Mar, 17-20	Down 9.7 cents
Mar, 11-20	Down 10.6 cents
Jun, 5-19	Down 6.0 cents
Sep, 2-17	Up 6.6 cents
Aug, 26-15	Down 5.1 cents
Feb, 4-15	Up 6.4 cents
Oct, 24-12	Down 5.3 cents
Sep, 20-12	Down 6.1 cents
May, 18-11	Down 8.1 cents

Premium Gasoline*	
Date	Change
Apr, 8-25	Down 6.6 cents
Sep, 21-23	Down 5.3 cents
Apr, 4-23	Up 7.3 cents
Feb, 4-23	Down 12.0 cents
Jan, 24-23	Up 11.2 cents
Jan, 18-23	Up 6.7 cents
Nov, 15-22	Down 7 cents
Aug, 6-22	Down 10.2 cents
Jul, 7-22	Down 10.5 cents
Jun, 21-22	Down 6.0 cents
May, 17-22	Up 9.5 cents
Mar, 12-22	Down 9.8 cents
Mar, 8-22	Up 10.9 cents
Mar, 5-22	Up 8.7 cents
Dec, 1-21	Down 7.5 cents
Mar, 20-21	Down 8.2 cents
Mar, 17-20	Down 9.7 cents
Mar, 11-20	Down 10.6 cents
Jun, 5-19	Down 6.0 cents
Sep, 2-17	Up 6.6 cents
Aug, 26-15	Down 5.1 cents
Feb, 4-15	Up 6.4 cents
Oct, 24-12	Down 5.3 cents
Sep, 20-12	Down 6.1 cents
May, 18-11	Down 8.1 cents

\*Before September 1, 2023, premium gasoline was interrupted for the same amount as regular gasoline

Diesel	
Date	Change
Jun, 16-25	Up 6.3 cents
Apr, 8-25	Down 11.6 cents
Jan, 15-25	up 5.8 cents
Oct, 8-24	up 9.0 cents
Oct, 17-23	up 7.6 cents
Oct, 7-23	Down 9.4 cents
Aug, 1-23	Up 7.4 cents
Dec, 21-22	Down 7.5 cents
Dec, 17-22	Down 13.8 cents
Nov, 19-22	Down 6.6 cents
Nov, 5-22	Up 15.1 cents
Oct, 22-22	Down 16.4 cents
Oct, 15-22	Up 12.9 cents
Oct, 8-22	Up 13.7 cents
Oct, 5-22	Up 11.9 cents
Sep, 17-22	Down 11.4 cents
Sep, 3-22	Down 9.3 cents
Aug, 23-22	Up 7.1 cents
Aug, 16-22	Up 7.6 cents
Aug, 6-22	Down 7.9 cents
Jul, 26-22	Down 7.6 cents
Jul, 12-22	Up 11 cents
Jul, 7-22	Down 10.2 cents
Jun, 29-22	Down 7.5 cents
Jun, 4-22	Up 8.0 cents
May, 19-22	Down 23.5 cents
May, 18-22	Down 9.9 cents
May, 4-22	Down 6.5 cents
Apr, 30-22	Up 17.1 cents
Apr, 28-22	Up 19.6 cents
Apr, 27-22	Up 6.1 cents
Apr, 20-22	Up 8.3 cents
Apr, 12-22	Down 7.5 cents
Mar, 23-22	Up 9.2 cents
Mar, 19-22	Up 10.0 cents
Mar, 12-22	Down 17.6 cents
Mar, 8-22	Up 9.6 cents
Mar, 5-22	Up 6.4cents
Mar, 2-22	Up 6.5 cents
Dec, 1-21	Down 7.1 cents
Apr, 29-20	Down 5.6 cents
Mar, 11-20	Down 10.3 cents
Jun, 5-19	Down 4.9 cents
Sep, 2-15	Up 6.5 cents
Mar, 11-15	Down 6.4 cents
Feb, 23-15	Up 7.1 cents
Jan, 28-14	Up 6.4 cents
May, 7-11	Down 7.4 cents