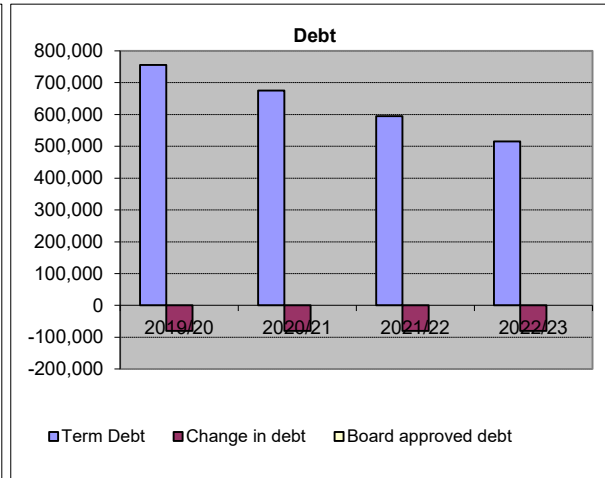
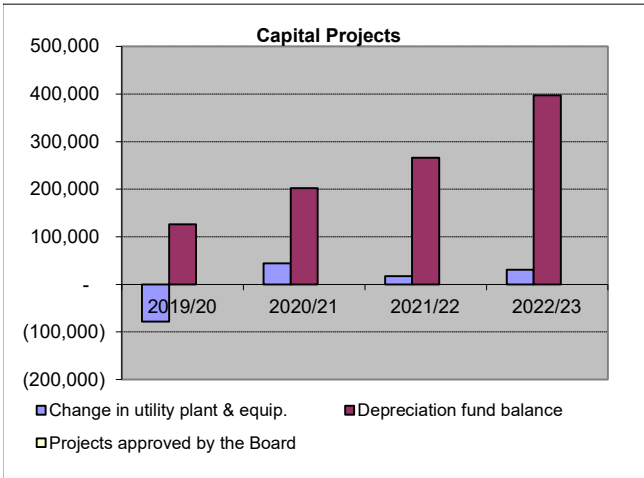
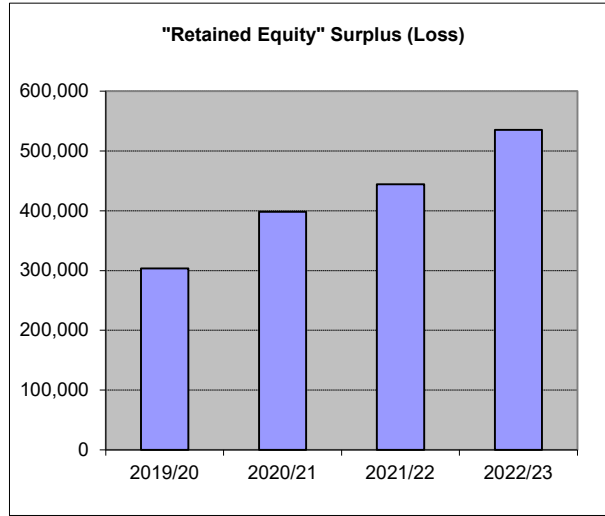
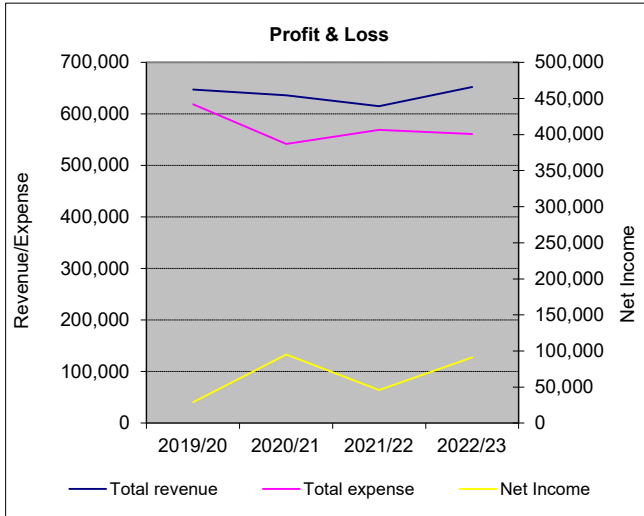


Town of Shelburne Water Utility 2023



| Return on Rate | 2019/20 | 2020/21 | 2021/22 | 2022/23 |
|----------------|---------|---------|---------|---------|
| Base | 5.84 | 9.14 | 7.02 | 8.96 |

| Quarterly Metered Base Rate | | | | | | | | | | |
|-----------------------------|---------------|--------|--------|--------|--------|---------|---------|---------|--------------------------------|-----------------------------------|
| Date of last rate increase | 5/8" Domestic | 3/4" | 1" | 1-1/2" | 2" | 3" | 4" | 6" | Consumption rate(per 1000 gal) | Quarterly bill (5/8" & 13500 gal) |
| 01-Apr-18 | 105.89 | 156.20 | 256.82 | 508.38 | 810.24 | 1615.21 | 2520.80 | 5036.33 | 11.35 | 259.12 |
| | | | | | | | | | | 13.5 |